

Sangudo Community School

Box 419, Sangudo, AB
T0E 2A0

780.785.3431

scs@ngps.ca

○ 28

○ JUNE

○ 2016


We're on the Web!

sangudoschool.ca

INSIDE THIS ISSUE:

Jr High Prom	2
Drama Production	3
Swimming	4
Kinder Grad Reading Challenge	5
Music Mentor & Concert	6
Gr 4/5/6 Staycation	7
Track & Field	8
Mr Oates	9
Did you know....	10
Recipes	11
Calendar	12

Save your Co-op till tapes over the summer and turn them into the school in December 2016!



Good Memories and a Fond Farewell

My wife and I, and two young sons, first came to Sangudo 29 years ago. The plan, at the time, was to spend 2-3 years here before heading to a larger center. Within a few years we had added a daughter to our family and fell in love with the Sangudo community. The schools, students, parents and community members all became an integral part of our lives.

Alongside community members I have coached softball, helped lead Jr. Forest Wardens and worked with a Catholic Youth group. Within the school there was volleyball, basketball, and dances which I supervised with some of you, while others of you attended, and those who attended then are now the current supervisors of our new generation. There was also Students Against Drinking and Driving which led to a number of trips to exotic places like Edmonton, Calgary, Winnipeg and Ottawa. Again, some of you were the supervisors on these trips while others attended. All of these have provided incredible memories and life experiences which will never be forgotten. How many city teachers (or students) have been able to dissect a fully developed calf or a beaver which turned out to have been pregnant? These were classes that were talked about in the community for weeks afterwards. Over the years there were many ups and, of course, the occasional down. The good times were celebrated and the not so good were overcome by a community all too willing to work together for the betterment of all.

As I move on to retirement I would like to thank all of you for allowing me to play such an important part in the lives of your children and for all the help you have provided to myself and to the school. Knowing the people of Sangudo I trust that you will give the same warm welcome and support to the incoming principal Ms. Jo-Ann McLaren.

In closing I would like to leave you with a quote that hangs on a window in my home "You never really leave a place that you love. You take part of it with you and leave part of you behind".

Thank you and God bless. I won't say goodbye, just so long for now. *L. Oates*



Northern Gateway
Public Schools

Jr High Prom

Prom was well attended with over 65 students from SCS and surrounding schools enjoying the music played by Mr. Moon. Thank you to all who supervised, helped with concession and helped with set up and decorating.



Drama production

Stormin' the Stage presented Silver's Secret & Lady Pirates of the Caribbean on June 14th. It was another successful year with 43 students involved in the drama production this year! Thank you to everyone who volunteered and supported our dinner theatre and made it such a huge success.



Swimming Field Trips to Mayerthorpe





Kinder Grad



SCHOOL WIDE READING CHALLENGE:



Congratulations to the Grade 2 class for coming first in the School Wide Reading Challenge! They were rewarded with an ice cream party for their hard work! Also good job Grade 6/7 class who rallied for second place. It's a tough time of year to be reading when the great outdoors are calling. We look forward to the next school year and more reading fun!! HAVE A GREAT SUMMER EVERYONE!

Mrs. Visser, Librarian/Learning Commons Facilitator




Music Mentor & Concert

SCS students had the opportunity to learn from professional musicians - the Russell deCarle Trio. Our students' love of music and their desire to learn to play increases with every such opportunity.



Gr 4 & 5 & 6 Staycation

Due to severe weather watch for the City of Edmonton, a decision had to be made Wednesday as to whether we attended Fort Edmonton Park or not. Students and staff decided to stay safe and warm at SCS and planned a day of events here. Students built canoes, made bannock and challenged the Jr Highs to a totem pole build. Topped off with a pizza party and teepee cupcakes handcrafted by Mrs. Chow. Overall, the day was a success! Students also had time to finish their puzzle builds which have been a hot activity all year long.



Happy Summer!

Please check out our website: sangudoschool.ca for registration forms, bell schedule, supply lists and the 2016-2017 school calendar.

The school office will be open on August 22, 2016

Classes resume on August 31, 2016



Track & Field



Mr. Oates—Retirement



SUMMER CHECKLIST

Put a check mark beside all the fun things you do in the summer!

Border from the Pond at www.homeschoolresources.com ©2016 from The Pond
 Graphics by Whimsy Clips at www.homeschoolresources.com ©2016 Whimsy Clips
 Photos by Twinkl.com
 Copyright ©2016 Tools to Grow, Inc. All rights reserved.

www.ToolsToGrowOT.com

SUMMER CHECKLIST

Put a check mark beside all the fun things you do in the summer!

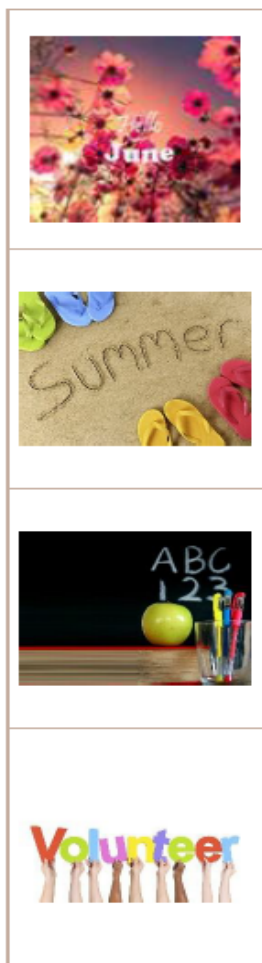
- Build a sand castle
- Fly a kite
- Go for a walk
- Play at the park
- Have a picnic
- Paint a picture
- Go for a bike ride
- Play with bubbles
- Read a book
- Color a picture
- Kick and throw a ball
- Watch a movie
- Clean up toys/room
- Cut with scissors
- Throw water balloons
- Write some sentences
- Play a board game
- Run through sprinkler
- Jump rope
- Spend time with family
- Color sidewalk chalk
- Go swimming
- Go to the beach
- Play in the sand

Copyright ©2016 Tools to Grow, Inc.

www.ToolsToGrowOT.com

DID YOU KNOW?

From PASS



WOWZA WHAT A FANTASTIC YEAR!

Reflecting back on the school year, many have helped support an astonishing number of initiatives including communications, grant funding, fundraisers, community clean up, jingle shop, Christmas concert, music mentor program, athletics, hot lunch program, Sugar Talk, yoga workshop, 2016 Shaping the Future Conference, staff appreciation luncheon, primary reports, field trips, welcoming new teachers, year-end activities and so on (just to name a few!) What amazing collaboration and talents!

WE THANK YOU FROM THE BOTTOM OF OUR HEARTS!

Thank you to all the volunteers throughout the year including PASS members, parents, staff, and community members. You are all so instrumental in supporting numerous activities that benefit the school, students and community so much! Thank you for all your valuable time! HAVE A GREAT SUMMER!

COME AND MEET/VISIT THE STAFF – SEPTEMBER 8

PASS members are helping to coordinate a fun “Meet/Visit the Staff” night tentatively held on September 8, 2016. A social type setting in the gym will be planned, along with a few snacks! PASS will also have an area set up highlighting some neat items and to welcome new members! What a great way to catch up again after the summer holidays and to start off the new year!

FIRST SCS COUNCIL AND PASS MEETING - SEPTEMBER 19

Sangudo Community School has a very fun, creative and industrious School Council and Parent Association. Agendas are prepared monthly to facilitate discussions and results, aimed to help foster the well-being and effectiveness of the school community and enhance learning. We welcome all parents in September to help reach common goals!

Recipes:

Fingerpaint

3 T sugar
 ½ Cup Cornstarch
 2 Cups Cold Water
 Food Colouring

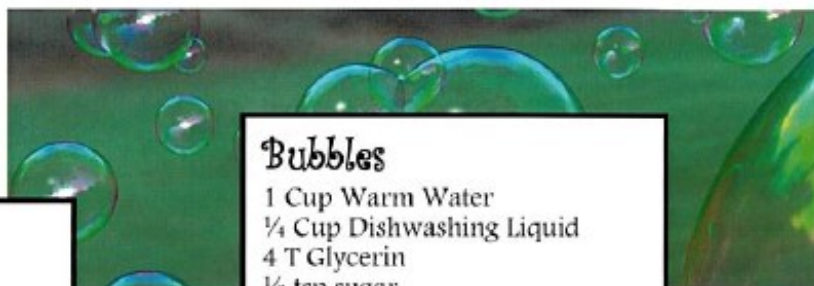
Mix the cornstarch and sugar together in a pan. Add water and cook over medium heat until thickened, stir constantly.
 Divide into yogurt containers or ice cube trays and add food colouring to get desired colour.



Bubbles

1 Cup Warm Water
 ¼ Cup Dishwashing Liquid
 4 T Glycerin
 ½ tsp sugar

Mix together in a large bowl. Use bubble wands made with straws, bent clothes hangers, wire, or funnels to dip then blow or wave through the air.



Playdough

2 Cups Flour
 2 Cups Water
 1 Cup Salt
 2 TBSP Oil
 4 T Cream of Tartar
 Food Colouring

Combine ingredients and cook over medium heat until the dough leaves the side of the pan. Cool a bit then knead until smooth. Store in a Ziploc bag.



DIY No-Sew Beanbags:

Felt (1 piece per beanbag)
 Dry beans (1/2 cup per beanbag)
 Ziploc sandwich baggie (1 per beanbag)
 Tape (any kind will do)
 Hot glue gun with hot glue sticks



- Scoop 1/2 cup dry beans into the baggie, zip it up, then loosely fold the bag into a square so the beans aren't super packed in there and secure with tape.
- Place your square bean-filled baggie on the felt and cut a square around it, leaving about a 1" margin.
- Squeeze a line of hot glue along one edge of one square of felt. Press the two edges of felt together, making sure they are firmly secured together. Then glue two more edges together (for a total of three edges).
- Insert your bean-filled plastic baggie before gluing together the fourth and final edge.



2016

Sun	Mon	Tue	Wed	Thu	Fri	Sat
AUGUST 28	29	30	31 FIRST DAY BACK FOR STUDENTS	1	2	3
4	5 Labour Day NO CLASSES	6 First day for Kindergarten	7	8 Meet the staff night	9	10
11	12	13	14	15	16 PD DAY NO CLASSES	17
18	19 School Council Meeting 5:00	20	21	22	23	24
25	26	27	29	30		
	October 25— Picture Day					